

# Sage Intacct Nonprofit Financial Reporting and Dashboards



Nonprofits need timely, insightful financial reporting to make data-driven decisions. Sage Intacct provides reports, dashboards, and visualizations that are ready in real-time, allowing finance teams to look forward and plan based on accurate data.

## Turn data into insight

- **Dimension-driven:** Reports analyze real-time data and can be customized by role, program, location, and more.
- **Out-of-the-box:** Use predefined reports and dashboards out-of-the-box or easily create your own.
- **Flexible delivery options:** Share real-time views on dashboards, through email, or in the cloud.

## See across the dimensions of your nonprofit

- **Automated outcome metrics:** Use statistical accounts to monitor outcomes like patients treated or meals served.
- **Drill down capabilities:** Drill down to source transactions and attachments for transparency. Flag trends and spot exceptions with report visualization. Sage Intacct keeps tabs on the historic workflow and audit trail so you don't have to.

## Deliver the data stakeholders need

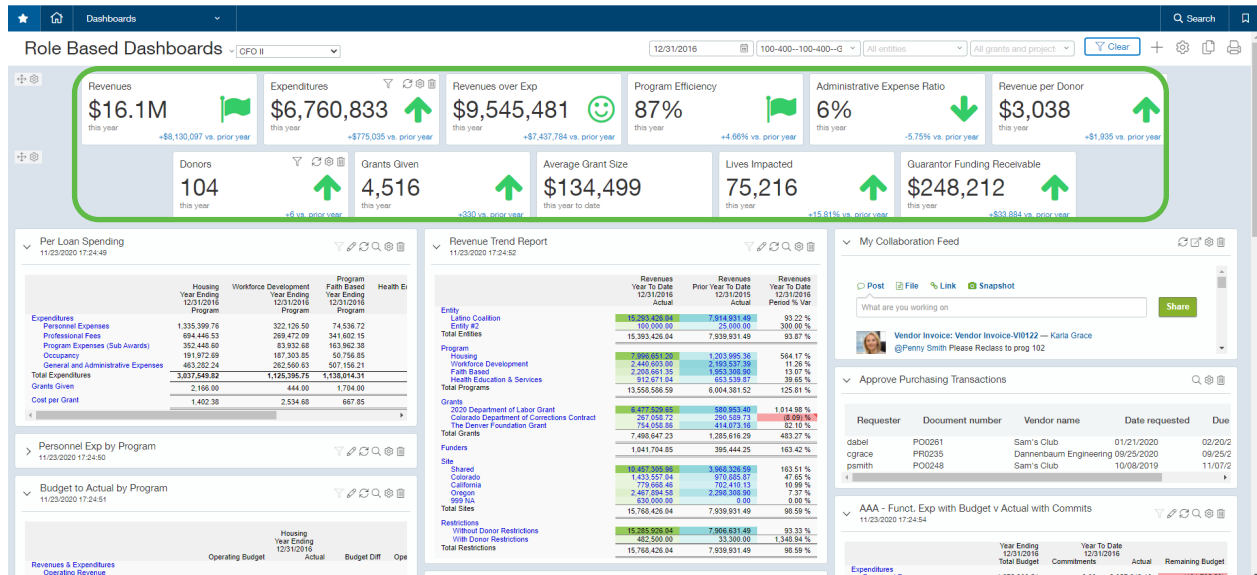
- **Tailored views:** Finance can configure dashboards and set permissions based on role.
- **KPI visibility:** Select the KPIs that matter most to your organization and track them on dashboards.
- **Slice and dice data:** Every transaction is tagged with dimensions, so finance teams can sort, view, filter, and report with just a few clicks.
- **Visual indicators:** View data with visual indicators that draw your eye. If you're over budget, you'll see it immediately.

## Achieve real-time visibility for data-driven decisions

Sage Intacct's reporting and dashboards empower nonprofit organizations to stop looking backward and start planning forward—at every level—from program managers to executives. Achieving real-time visibility gives nonprofits the ability to make data-driven decisions that will allow for better stewardship and greater impact.

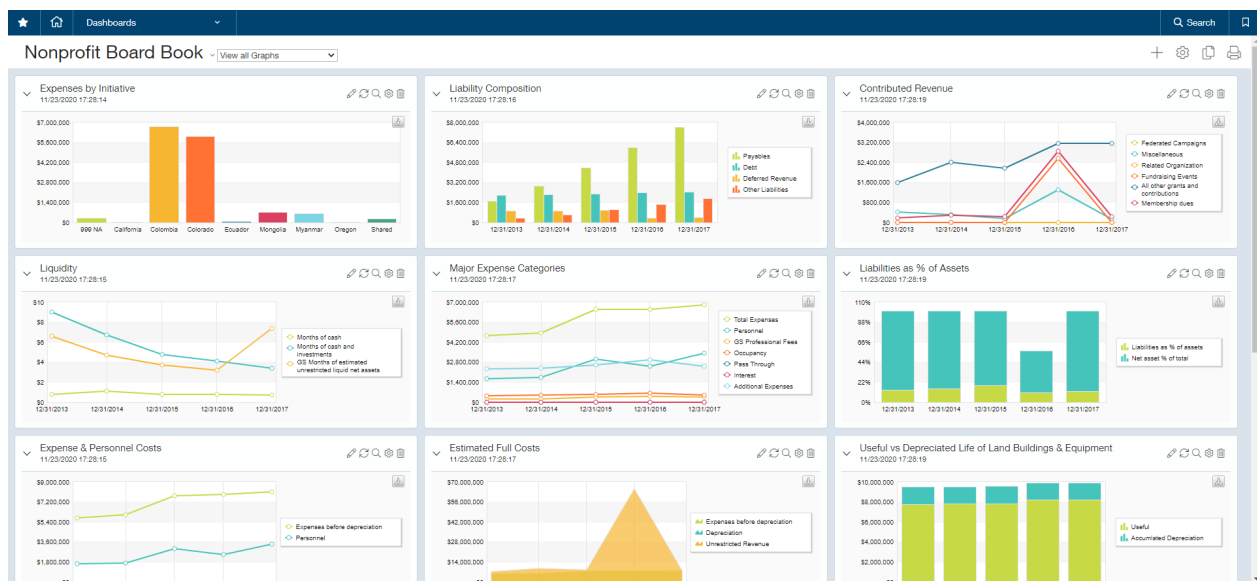


## Role-based dashboard example



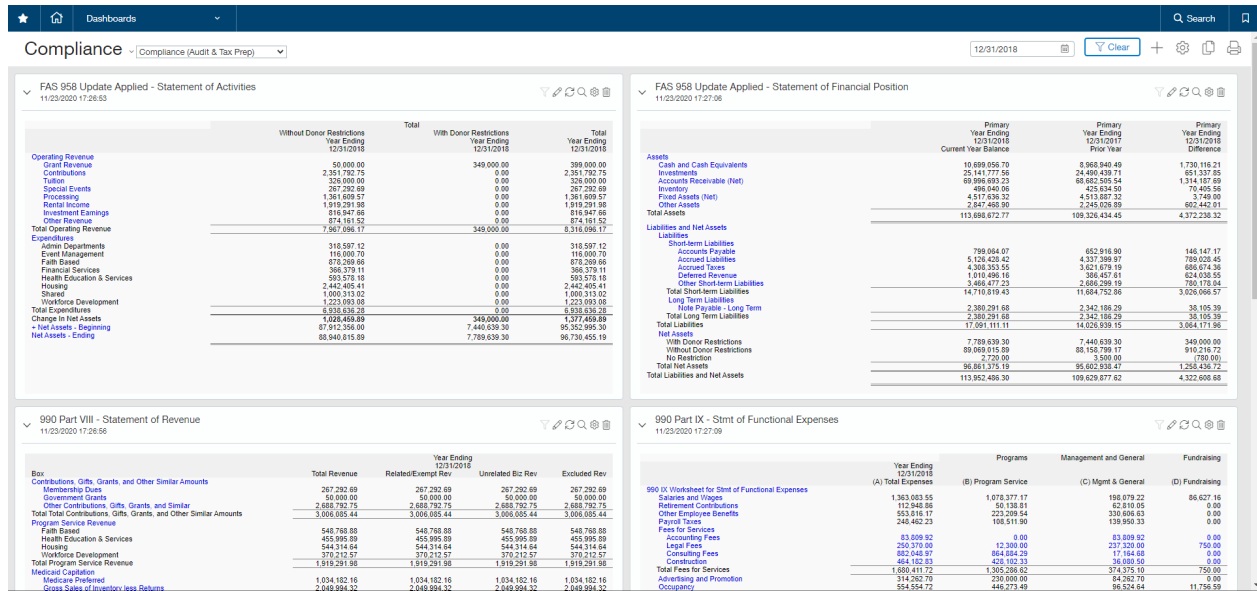
Sage Intacct role-based dashboards, like this CFO dashboard, provide at-a-glance views of relevant information based on programs and responsibilities. Leaders can get visibility into revenue and operational efficiency, program managers can access metrics related to programs and budgets, and development can track fundraising efficiency. You can even create a dashboard for your auditor with read-only access to streamline the audit process and reduce time and cost. Many dashboards have “score card” elements—giving you a snapshot of the current state of your nonprofit’s financial status and putting real-time information at your fingertips.

## Nonprofit digital board book example



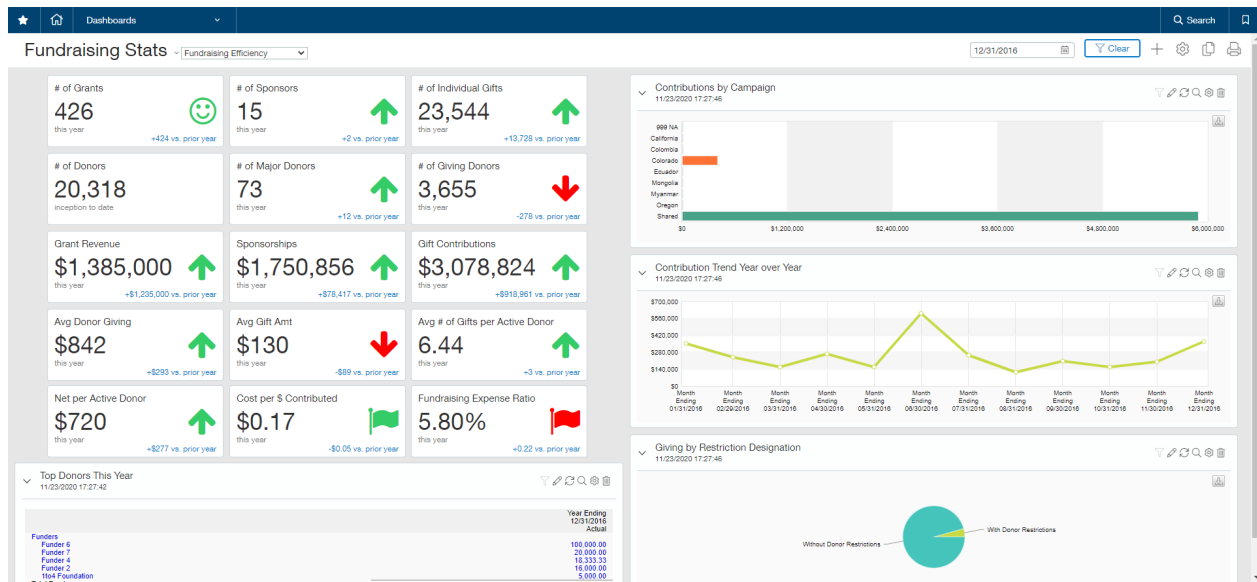
To improve the financial health and sustainability of your nonprofit, the Sage Intacct Nonprofit Digital Board Book provides best practice metrics to deliver real-time insights into your organization's performance and mission impact.

## Compliance dashboard example



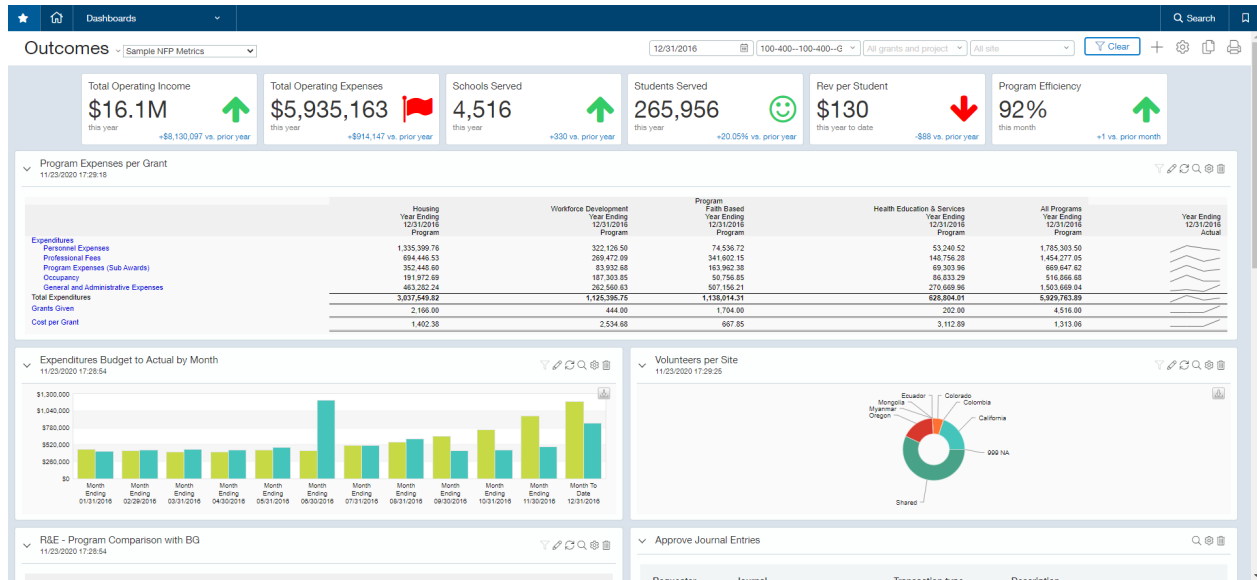
Sage Intacct compliance dashboards provide a central place to track compliance to FASB 958, disclosures, and Form 990 reporting.

## Fundraising dashboard example



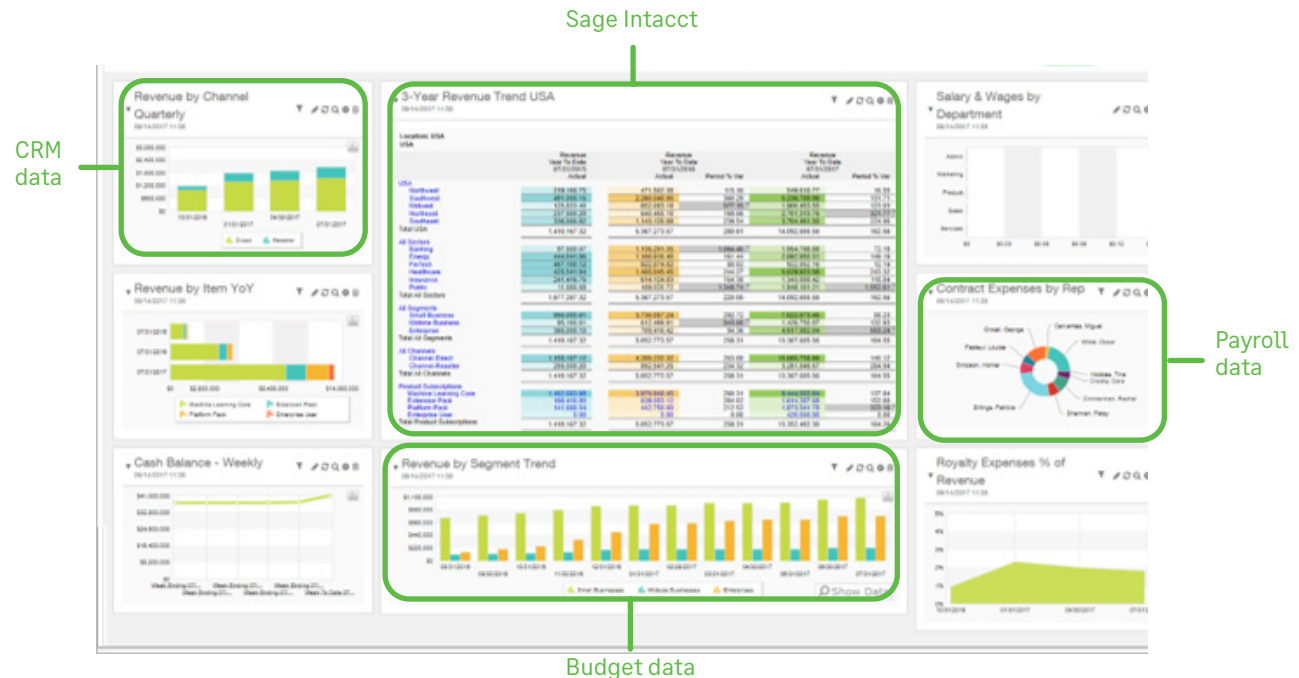
Easily track and tag expenses and revenue to automatically calculate fundraising metrics like number of donors, scholarships, average giving, and more.

## Outcomes dashboard example



Combine financial and operational data into a multi-dimensional dashboard to share a true picture of your organization's impact with donors.

## Integration dashboard example



Sage Intacct open APIs let you connect to existing or future systems, allowing you to track metrics that are central to your organization's operations and programs in one place.

